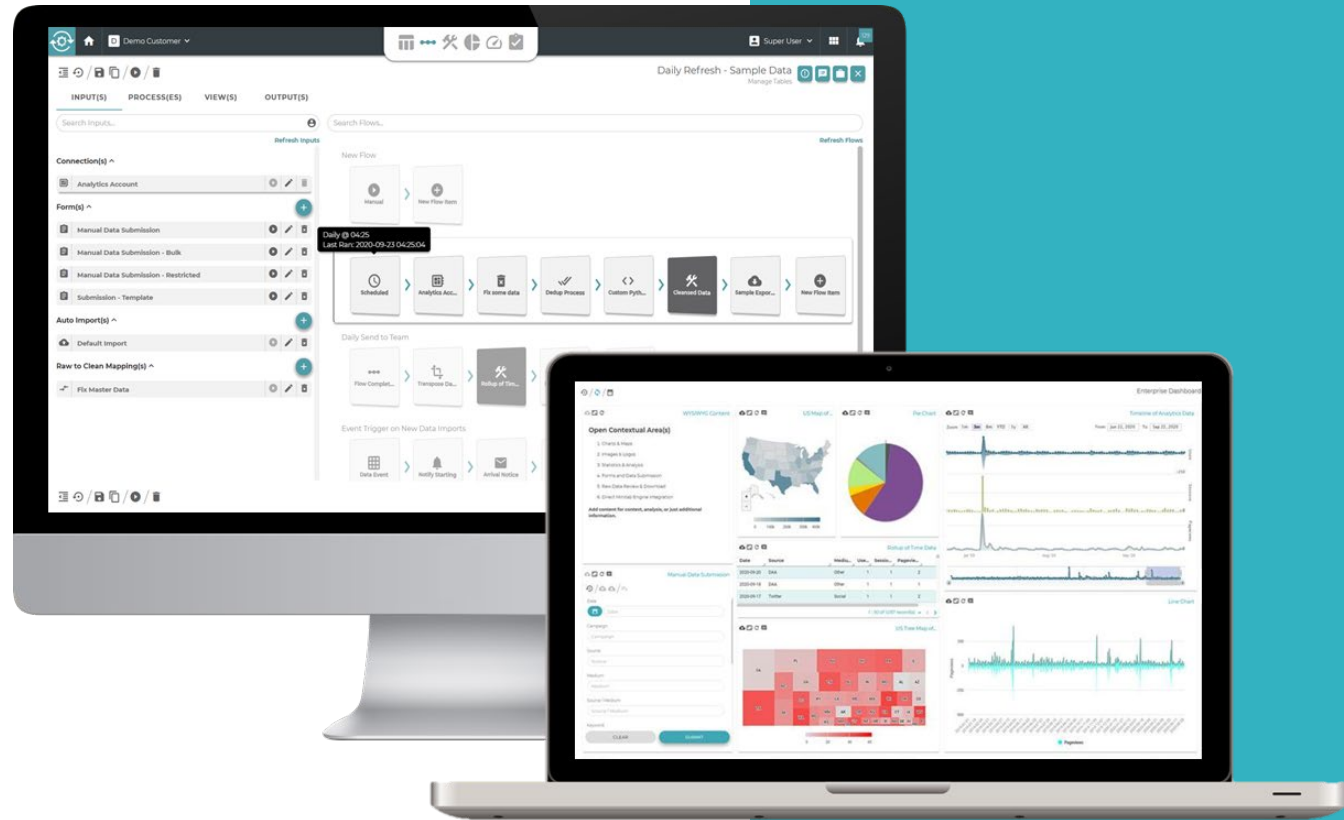


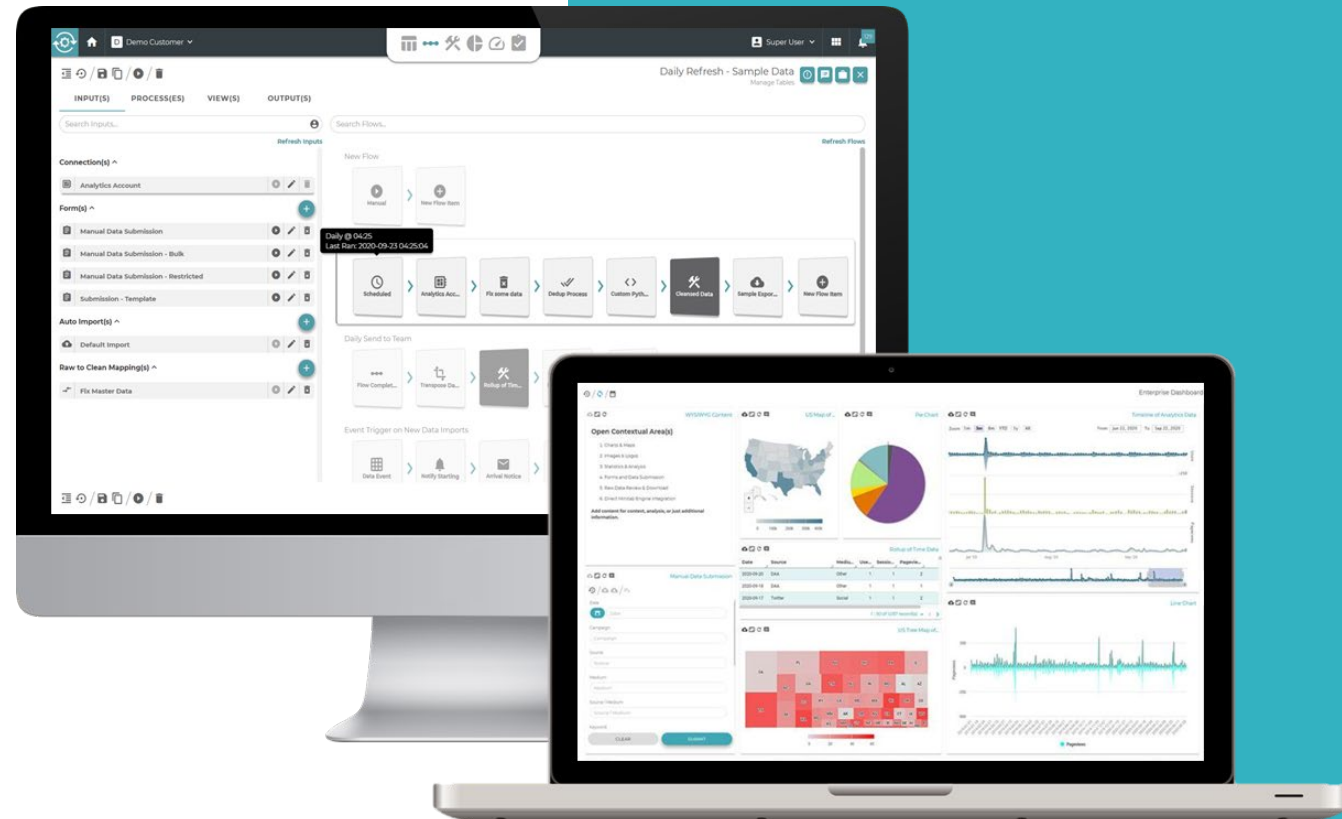
Meet Minitab Connect



Minitab Connect™

Minitab Connect empowers users across the enterprise with self-serve tools to

- **transform** diverse data into a governed network of data pipelines
- **feed** analytics initiatives
- and **foster** organization-wide collaboration

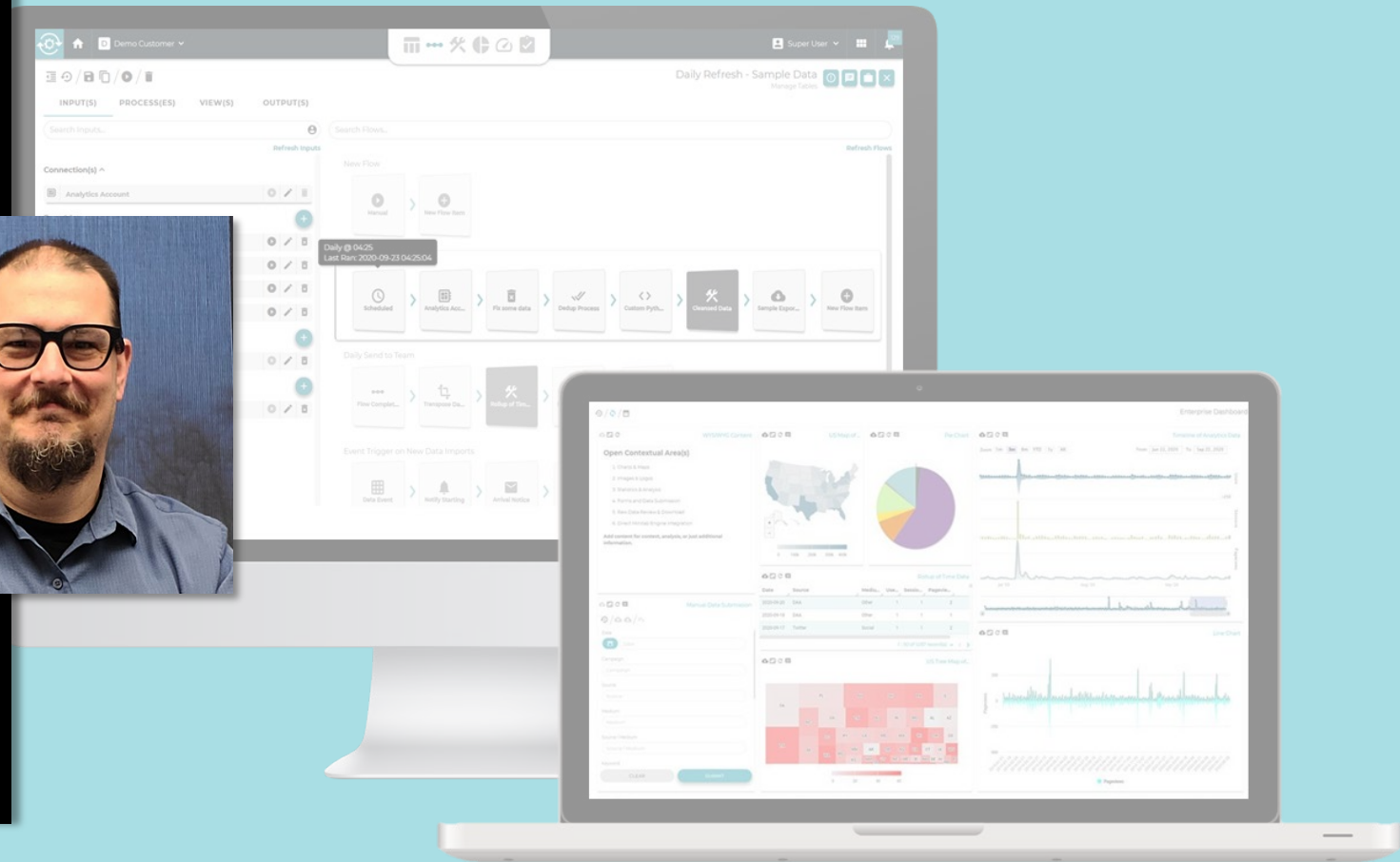


Meet the Presenter:

Bob Selfridge

Minitab Connect Product Lead

Bob is the founder of TMMData, the platform on which Minitab Connect is based. A frequent presenter at industry events like Marketing Digital Summit, Marketing Analytics Summit, and Digital Analytics Association Symposium, Bob also provides expert commentary on data topics to media outlets including Network World, CIO, and Database Trends and Applications.



Meet Minitab Connect

Accelerate your Digital Transformation



Minitab 

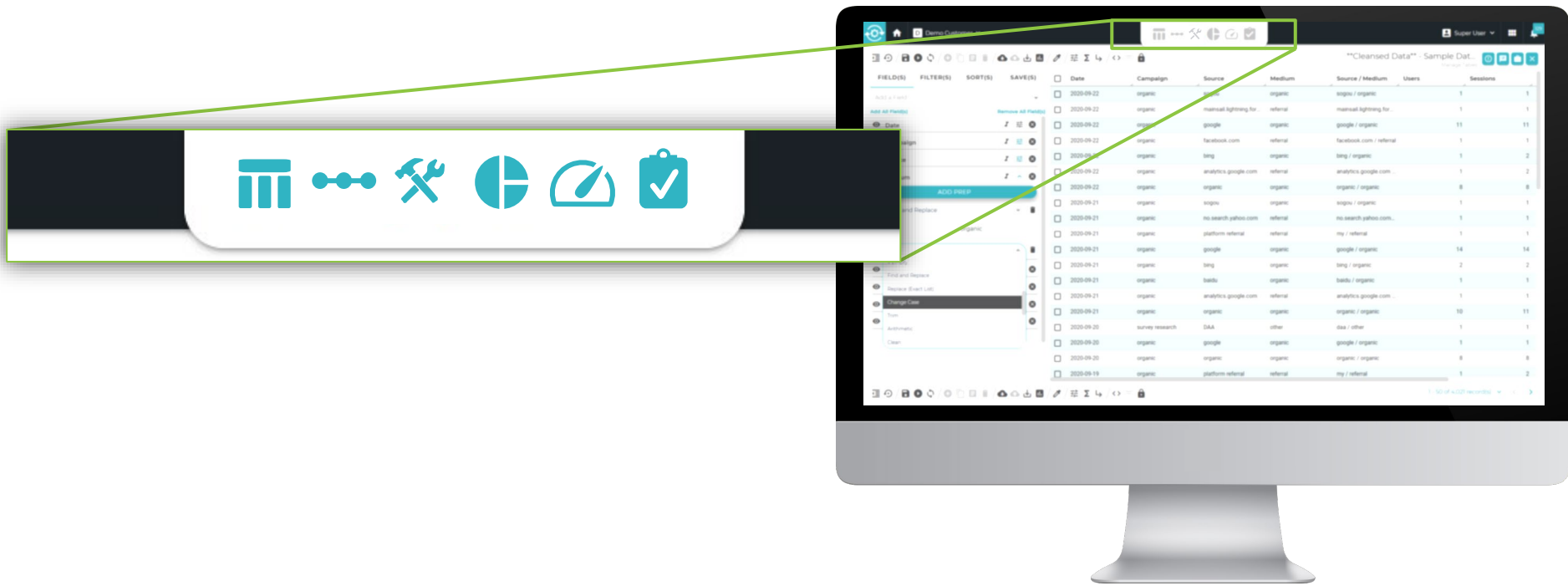


Minitab Connect allows users to access and integrate data in a secure platform for meaningful business intelligence.



Agenda

- ▶ Review the Minitab Connect Tools
- ▶ Use Case 1:
Preparing and automating large remote data sets
- ▶ Use Case 2:
Ingesting and blending data for visualization



REVIEW THE CONNECT TOOLS

The tools that make the Minitab Connect platform

The Base Tool: for Data Management



The Base Tool provides an enterprise class data warehouse within the Minitab Connect platform.

The Flow Tool: for Data Access & Integration



The Flow Tool provides automation and connectivity to a large range of data sources & platforms, processes that data, and delivers it as needed.

The Prep Tool: for Data Preparation



The Prep Tool allows data users to explore, filter, blend, and shape their datasets in a familiar spreadsheet-like interface.

The Visualize Tool: for Visualizations & Dashboards



The Visualize Tool enables the creation and presentation of data charts, graphs, and other visuals.

The SPC Tool: for Control Charts & Alarms



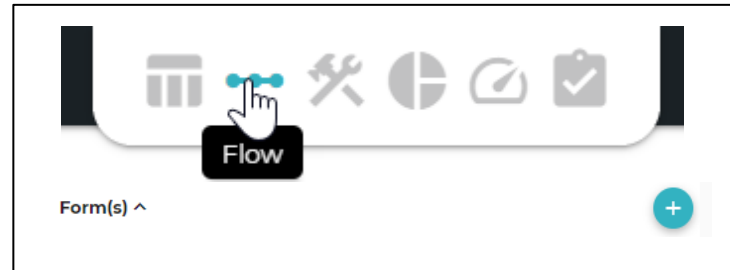
The SPC Tool provides control charts and associated alerts for use in Statistical Process Control.

The Audit Tool: For Meta-Data Management & Compliance



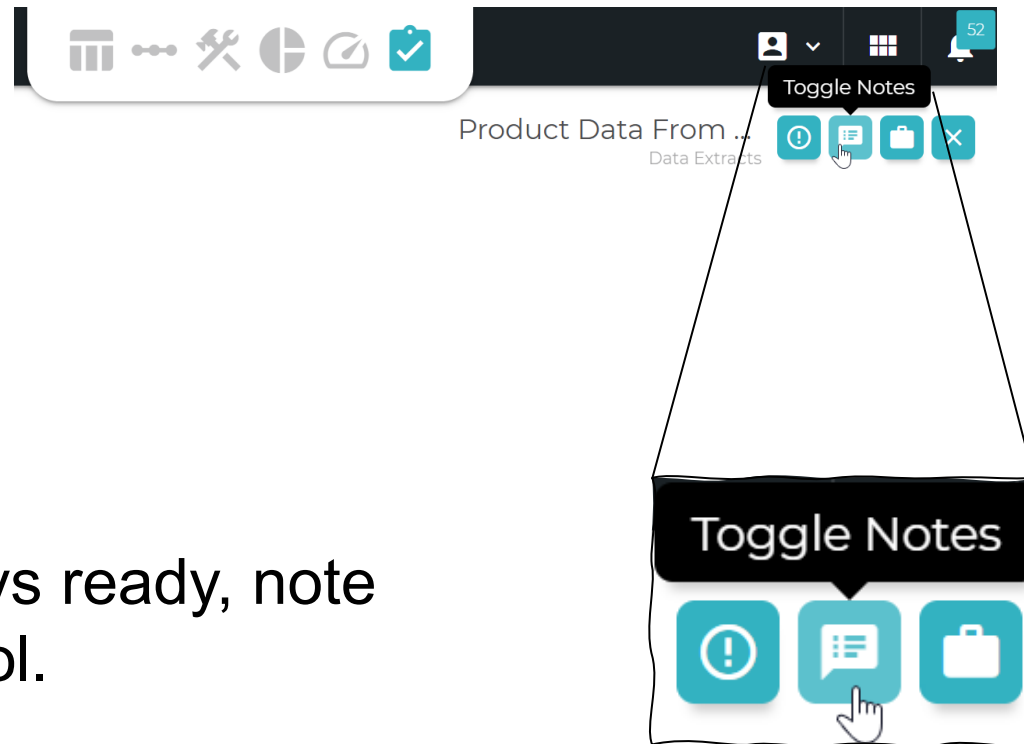
The Audit Tool is a meta-data reporting interface with enhanced audit logging for regulatory compliance.

The Form Tool: for Manual User Entry



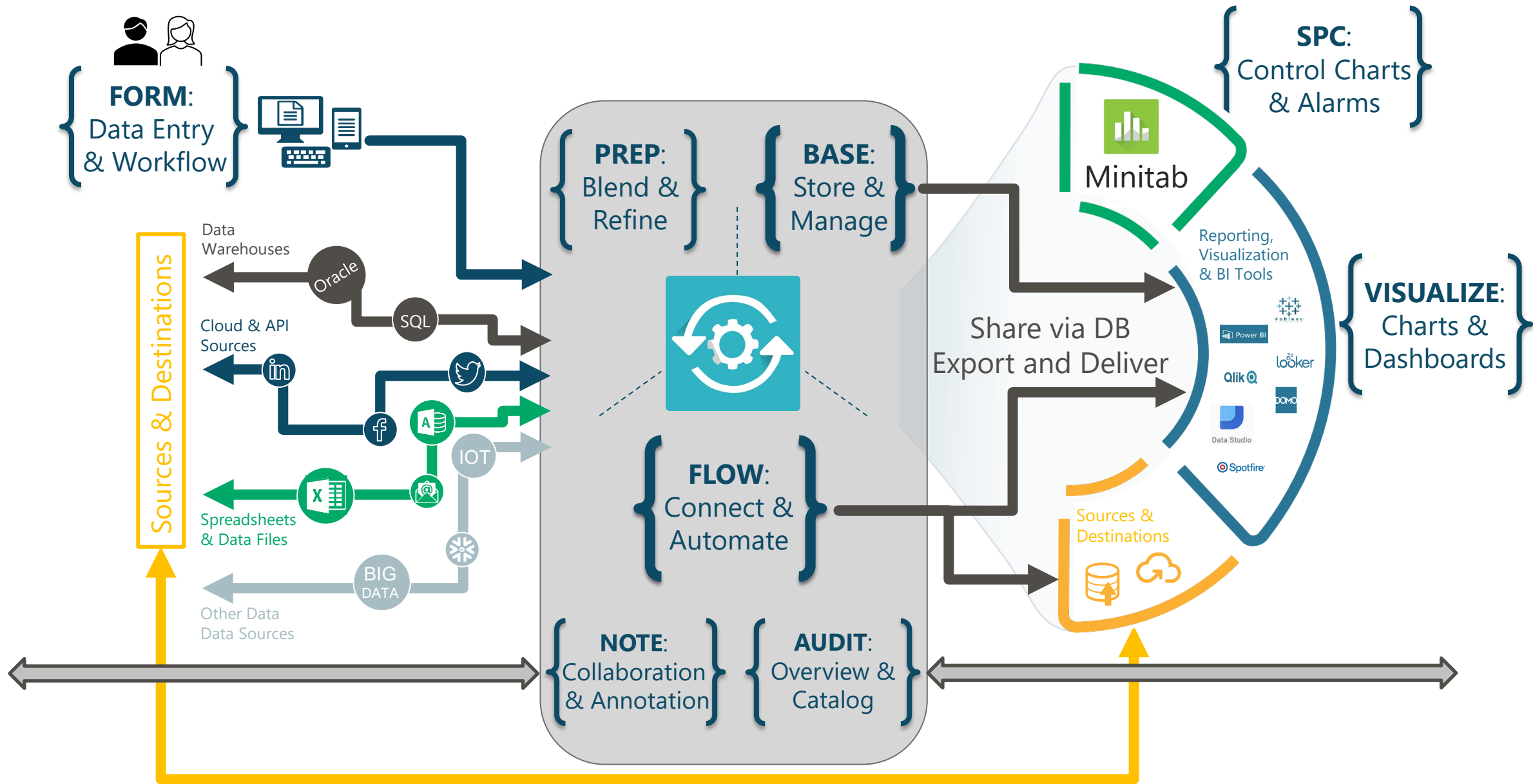
The Form Tool provides an easy to use and simple to manage Web-form subsystem for manual data collection and entry.

The Note Tool: for Collaboration & Annotation



The Note Tool is a simple, always ready, note management and annotation tool.

Minitab Connect™



Agenda

- ▶ Review the Minitab Connect Tools
- ▶ Use Case 1:
Preparing and automating large remote data sets
- ▶ Use Case 2:
Ingesting and blending data for visualization

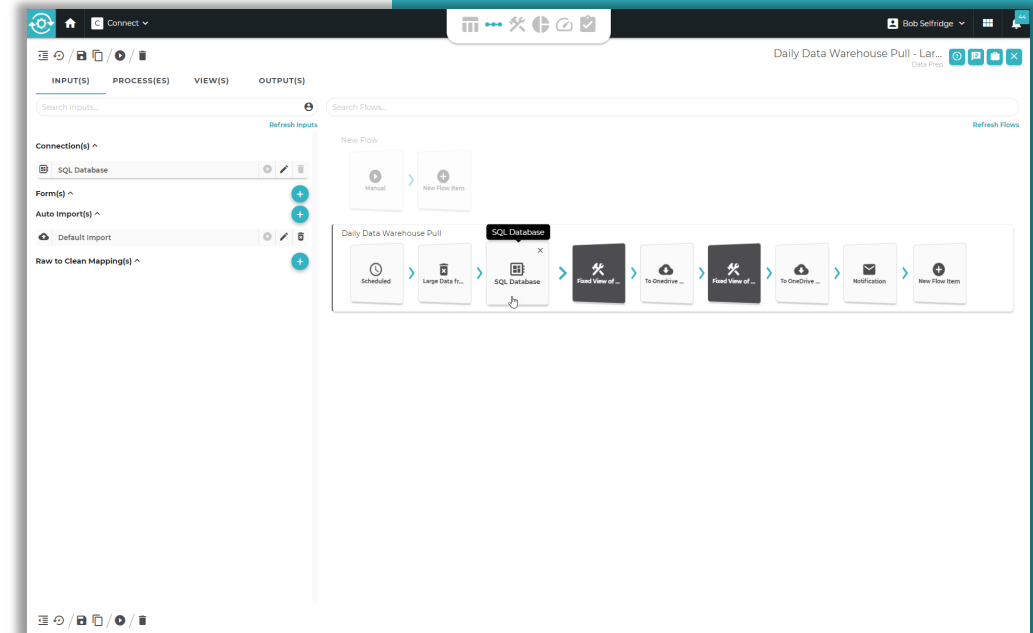
Example 1: Preparing and automating large data sets

Use case:

Scheduling imports of multi-million row datasets of equipment data, automating cleanup, creating randomized samples, and delivering for use in Minitab® Statistical Software or other tools.

To demonstrate:

- Ingesting large datasets from data warehouse
- Preparing non-standardized data
- Creating automated data flows
- Scheduling delivery to corporate network



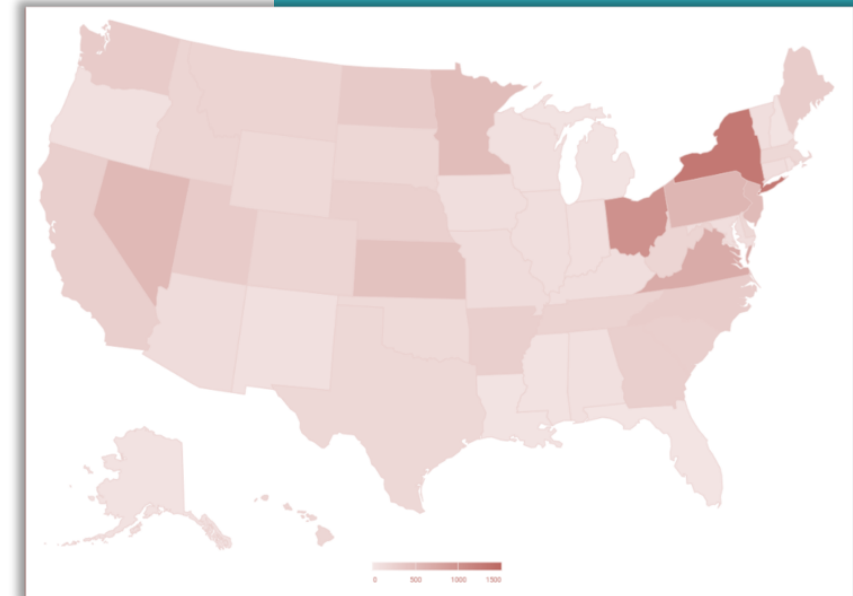
Example 2: Ingesting and blending data for visualization

Use case:

Combining publicly-available, state-level COVID-19 case data and state population data to create a per capita comparison.

To demonstrate:

- Manually uploading csv data files
- Copy-pasting data to create a data table
- Preparing data for blending
- Creating a dynamic visualization



Our Approach: More Than Business Analytics... Solutions Analytics

Solutions analytics is our integrated approach to providing software and services that enable organizations to make better decisions that drive business excellence.

Software

Data Analysis



Minitab®

Powerful statistical software everyone can use.

Data Transformation



Minitab Connect

Data access, automation, and governance for comprehensive insights.

Predictive Modeling



SPM®

Machine learning and predictive analytics software.

Online Training



Quality Trainer®

Master statistics and Minitab anywhere with online training.

Visual Business Tools



Minitab Workspace™

Visual tools to process and product excellence.


Project Oversight



Companion by Minitab®

Start, track, manage and execute improvement projects in real-time.

More about Minitab Connect



Product Demonstration

Want to dive deeper into Minitab Connect? Sign up for one of our live demos to see how we can help with data integration automation and governance. Look for the registration link in the follow-up email.



Our Next Webinar Featuring Minitab Connect: Streaming Analytics: Introducing the Next Generation of Statistical Process Control

Real-Time Statistical Process Control with the Minitab Connect platform empowers organizations with tools to monitor and protect their critical manufacturing process by detecting, identifying and eliminating production quality issues when and where they happen.

Wednesday, Nov. 18 at 10:30 a.m. EST

Visit [Minitab.com/Connect](https://www.minitab.com/Connect)

Thank You!

From all of us at

Minitab ®